




# 2018 Autumn Term 1

## Year 2

### Home Learning



The following links will help you to practise some of the key learning for maths and English this term. You can choose which things you most need to practise and when and how long you spend on them.

#### **Maths Focus: Adding**

##### **Paddling**

<http://www.amblesideprimary.com/ambleweb/mentalmaths/numberbond.html>

##### **Swimming**

<http://www.ictgames.com/mummyNumberLine/mummyNumberLine.html>

##### **Diving**

[http://www.bbc.co.uk/bitesize/ks1/maths/addition\\_and\\_subtraction/play/](http://www.bbc.co.uk/bitesize/ks1/maths/addition_and_subtraction/play/)

#### **English Focus: Punctuation**

##### **Paddling**

<http://www.sheppardsoftware.com/grammar/capitalization.htm>

##### **Swimming**

<http://www.roythezebra.com/reading-games/full-stop-1.html>

##### **Diving**

<http://www.bbc.co.uk/skillswise/game/en29punc-game-put-text-into-sentences>

**Reading Reminder:** This term we would like you to try and read for 5-10 minutes every day. You can read by yourself, or you can read with an adult. Get them to record your reading in your reading diary 😊

The following links will help you to develop your understanding of our topic this term and with topic homework activities.

#### **Topic Focus: Animal Kingdom**

<http://www.bbc.co.uk/guides/z9fkwmn#zwdqy4j>

<https://www.theschoolrun.com/homework-help/minibeasts>

<https://www.youtube.com/watch?v=3Y-o3uMGiao>


<https://www.woodlandtrust.org.uk/naturedetectives/blogs/nature-detectives-blog/2017/05/minibeast-facts-kids/>

[http://www.sciencemadesimple.co.uk/curriculum-blogs/biology-blogs/animalscarnivore\\_herbivore\\_or\\_omnivore](http://www.sciencemadesimple.co.uk/curriculum-blogs/biology-blogs/animalscarnivore_herbivore_or_omnivore)

<http://www.bbc.co.uk/guides/z96vb9q#z8hbr82>

<http://www.chesterzoo.org/explore-the-zoo/animals>

Each week you need to choose one of these activities to complete and hand in on Wednesday in your homework book. Make sure you choose a range of activities (some from each box) during the term.

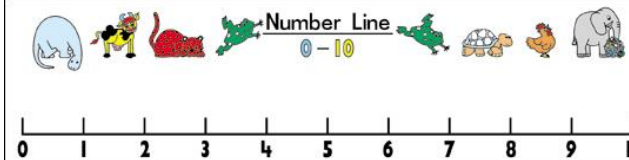


## English Activities:

- Have a go at making a poster to tell people how to write a good sentence, reminding them about capital letters, full stops and finger spaces.
- Create a story board based Little Red Riding Hood or try to turn it into a cartoon. See if you can remember any of the key words or phrases that are used in the story.
- There are lots of different versions of Little Red Riding Hood. See if you can find a different version (This means the ending might be different or there may be different characters) Create a mini book review to tell everybody what you think of the book.
- Write a letter to share some information about yourself. Tell your teacher about your hobbies, your likes and dislikes, what are you good at, and what do you think you would like to be better at?

## Maths Activities:

- As we are practising counting in 10s can you think of a fun way to show the ten times tables? Think about things that come in 10's.
- Have a go at working out some addition and subtraction number sentences, can you remember which sign to use for which? Have a go at using different methods and explore what helps you. Is it drawing the dienes, drawing a picture, partitioning, drawing a number line or even column method?
- Can you think of a way to remind others about odd and even numbers? Is there a rule that people should know? It may be a poster, a rhyme or even a number line.
- Choose a number, can you work out 1 more and 1 less as well as 10 more and 10 less.



## Topic Activities:

- Have a go at creating a puppet show for the story of Little Red Riding Hood. You will need to create the characters, which you could do with paper and a lolly stick.
- Find out some interesting information about Cropredy, or the place that you live. Can you share this information in a fun way? It could be a video, a PowerPoint or even a poster.
- Think about your favourite animal. Can you create a fact page? Don't forget to use a title, pictures and some facts!
- Take a walk through a wood or forest. Can you write down a list of things that you can hear, see, smell, touch and maybe even taste! What might Little Red Riding hood have come across on her walk to Grandma's?

**Personalised homework:** Personalised homework is all about what you want to show us. Think about our topic (Animal Kingdom) and the events that are coming up. Then create something to bring in and show. You can use any materials. You might create a Little Red Riding Hood doll with sewing or you could make a jungle habitat out of junk but whatever you do.....Have fun! ©