

April 2020



*The Primary Support Team*

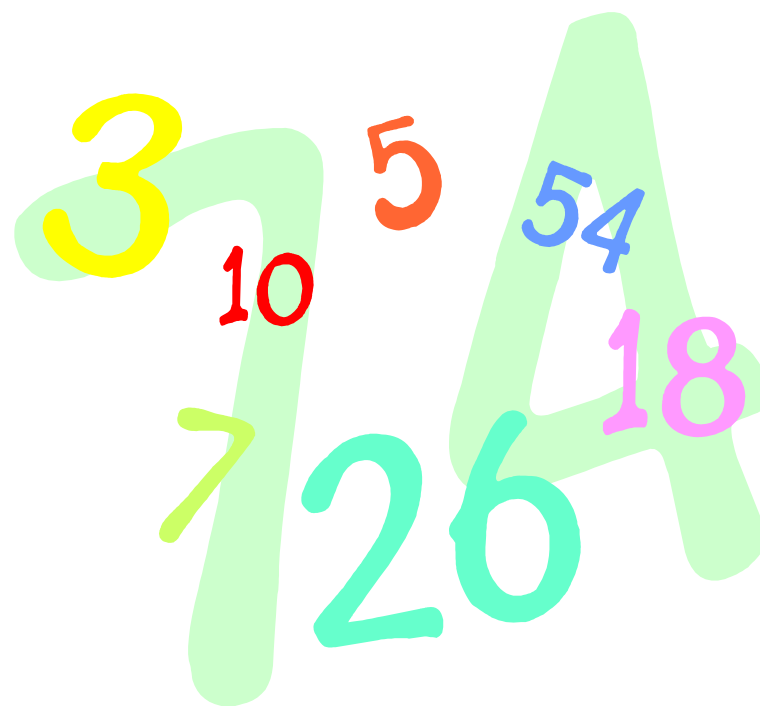
Continuing Professional  
Development  
Standard

National Centre  
for Excellence in the  
Teaching of Mathematics

Professional Development  
Accredited Lead

National Centre  
for Excellence in the  
Teaching of Mathematics

# Cropredy CE Primary School Calculation Policy







## Introduction:

Children are introduced to the processes of calculation through practical, oral and mental activities. As they begin to understand the underlying ideas, they develop ways of recording to support their thinking and calculation methods, so that they develop both **conceptual understanding** and **fluency** in the fundamentals of mathematics. Whilst interpreting signs and symbols involved with calculation, orally in the first instance, children use models and images to support their mental and written methods of calculation. As children's mental methods are strengthened and refined they begin to work more efficiently, which will support them with using succinct written calculation strategies as they are developed.


### From Early Years to Year 1:


There are fundamental skills that it is important for children to develop an early understanding of as building blocks to future learning in maths, including that linked to calculation. A selection of the skills include:

- Ordinality – ‘the ordering of numbers in relation to one another’ – e.g. (1, 2, 3, 4, 5...)

- Cardinality – ‘understanding the value of different numbers’ – e.g. (7 =  17 =  +  12 = 

- Equality – ‘seven is the same total as four add three’ – e.g.



- Subitising – ‘instantly recognizing the number of objects in a small group, without counting them’ – e.g.  → five

- Conservation of number – ‘recognising that a value of objects are the same, even if they are laid out differently’ – e.g.




- One-to-one correspondence – e.g.



- Counting on and back from any number – e.g. ‘five add three more totals eight’



- ‘ten take away three totals seven’



- Using apparatus and objects to represent and communicate thinking – e.g.



- Maths language – using mathematical words verbally in every-day situations – e.g. ‘climb up to the top’ / ‘climb down to the bottom’

April 2020

The ability to calculate mentally forms the basis of all methods of calculation and has to be maintained and refined. A good knowledge of numbers or a 'feel' for numbers is the product of structured practice through progression in relevant practical maths experiences and visual representations.

By the end of Year 6, children will be equipped with efficient mental and written calculation methods, which they use with fluency. Decisions about when to progress should always be based on the security of pupils' understanding and their readiness to progress to the next stage. At whatever stage in their learning, and whatever method is being used, children's strategies must still be underpinned by a secure understanding and knowledge of number facts that can be recalled fluently.

The overall aims are that when children leave primary school they:

- Are able to recall number facts with fluency, having developed conceptual understanding through being able to visualise key ideas – such as those related to place value - through experience with practical equipment and visual representations;
- Make use of diagrams and informal notes to help record steps and part answers when using mental methods that generate more information than can be kept in their heads;
- Have an efficient, reliable, written method of calculation for each number operation that they can apply with confidence when undertaking calculations that they cannot carry out mentally;
- Are able to make connections between all four number operations, understanding how they relate to one another, as well as how the rules and laws of arithmetic can be applied.

#### **Disclaimer:**

This draft calculation policy has been structured by members of the Oxfordshire Primary Support Team, taking into account statutory requirements as detailed in the new 2013 national curriculum for maths. It has been set out to highlight general progression in calculation, which will allow pupils to develop conceptual understanding through continued use of practical equipment and visual representations.

The policy has a correlation to year-by-year expectations set out in the national curriculum programmes of study; with some additional steps. However, schools are encouraged to personalise this policy, taking into account that statutory elements will need to be maintained.

Oxfordshire Primary Support Team's '**progression charts**' and '**on the boil**' documents illustrate year-by-year requirements and should inform this policy. 'On the boil' documents give a much broader range of year specific mental recall ideas and expands on the rapid recall section of this policy.


If mathematical structures such as the bar model are to be used, ideally as a whole-school system of learning and teaching, then it is advised that schools engage with continuing professional development opportunities in the first instance. The Oxfordshire Primary Support Team's '**progression in use of the bar model**' document can be used as a reference point by schools in addition to content that can be found on the NCETM's website.

#### **Addition:**

Mental Calculation Strategies for Addition and Subtraction

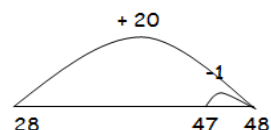
**Number Bonds**

$$7 + 3 = 10$$



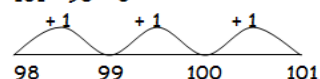
**Adjusting**

$$28 + 19 = 47$$




**Finding the Difference**

$$101 - 98 = 3$$

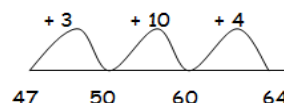


**Doubles**



**Bridging**

$$47 + 17 = 64$$



**Near Doubles**



**Partitioning**

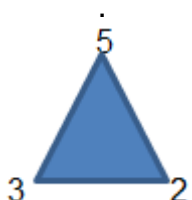



$$44 + 34 = 78$$


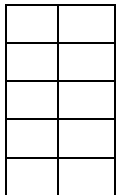

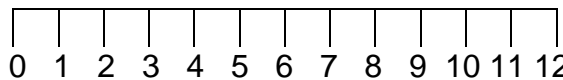
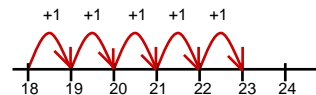
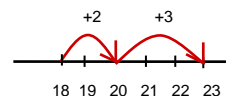



$$70 + 8 = 78$$

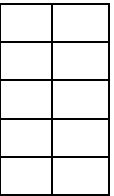
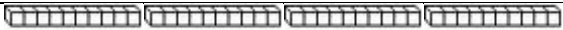

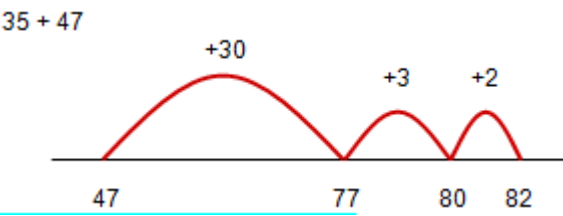
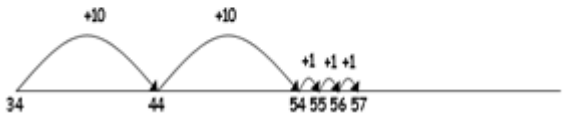
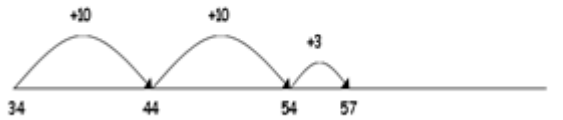
**Reordering**

e.g. put big number in head when counting on  
 $6 + 13 = 19$



	Counting	Mental maths strategies	Rapid recall	Written calculation and appropriate models and images to support conceptual understanding	
<b>Stage 1:</b>	Count in ones to and across 100 forwards and backwards starting from 0, 1 and other numbers. Count in multiples of two, five and ten.	Pupils use apparatus to explore addition as the inverse of subtraction. 	Rapid recall of all pairs of numbers totalling numbers up to 20. Use structured apparatus – i.e. Numicon, tens frames,	<b>Combining two groups:</b> <ul style="list-style-type: none"> <li>Children develop a mental picture of the number system for use with calculation. A range of key models and images support this, alongside practical equipment.</li> <li>Teachers model use of number tracks to count on or line up counters/objects along the number track. This is a precursor to use of a fully numbered</li> </ul>	  $3 + 2 = 5$  'eight add two more makes ten'

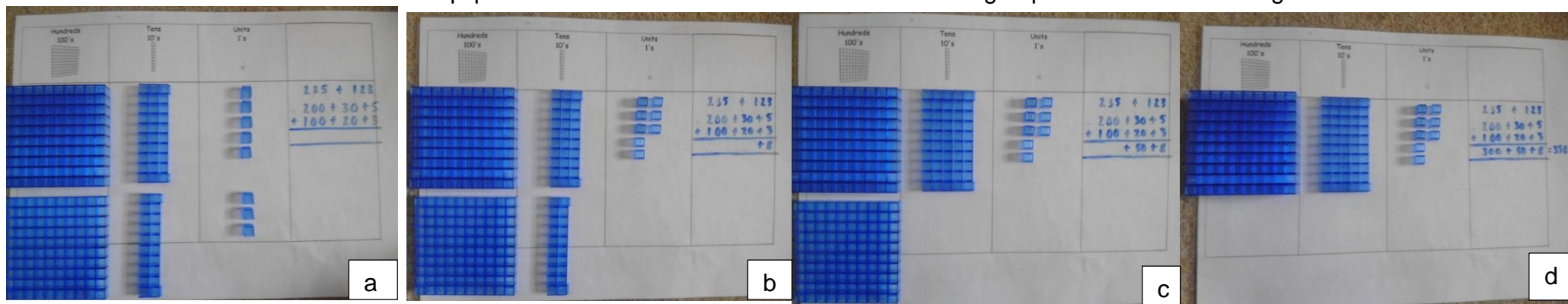
		 <p>4 add 1 is 5 5 subtract 4 leaves 1</p>	<p>abaci, etc.</p> 	<p>number-line.</p>	 <p>'one more than four is five'</p>
<p><b>Stage 2:</b></p>	<p>Continue practicing above skills. Count in steps of 2, 3 and 5 forwards and backwards to and from zero. Count in tens from any number – link to coins in a piggy bank as well as a number square.</p>	<p>Reorder numbers when adding, i.e. start with largest number, find bonds, etc. Add doubles and derive near doubles. Round numbers to the nearest 10.</p>	<p>Recall addition facts for all numbers to 20.</p>	<p><b>Counting on from any number:</b></p> <ul style="list-style-type: none"> <li>Children begin to use numbered lines to support their own calculations, initially counting in ones before beginning to work more efficiently.</li> </ul> <p><b>Counting on from the largest number:</b></p> <ul style="list-style-type: none"> <li>Children reorder calculations to start with the largest number.</li> </ul>	<p>Number line with all numbers labelled</p>  <p>18 + 5</p>  <p>...to...</p>   <p>Use of questions such as: 'How might I rearrange these to find the total?'</p>
<p><b>Stage 3:</b></p>	<p>Continue practicing above skills. Count from 0 in multiples of 4, 8, 50 and</p>	<p>Partitioning by bridging through 10 and multiples of 10 when adding.</p>	<p>Connect pairs totalling ten to pairs of multiples of 10 totalling</p>	<p><b>Expanded horizontal addition:</b></p> <ul style="list-style-type: none"> <li>Add numbers using structured apparatus to support understanding of place value.</li> <li>Make connections between partitioning both numbers using</li> </ul>	<p>Add...</p>   <p>...and...</p>

	<p>100. Count on by 10 or 100 from any two digit number. Link to counting stick: counting forwards and backwards flexibly. Count up and down in tenths – linking to visual image.</p>	<p>Adjusting when adding 11 or 9 to a number. Relating inverse number operations – using structured apparatus to explore and understand that subtraction undoes addition.</p>	<p>100.</p>  <p>Use 10ps in tens frame. Recall pairs of two-digit numbers with a total of 100, i.e. <math>32 + ? = 100</math>.</p>	<p>structured apparatus and partition the second number only using a number line.</p>	  <p>By partitioning and recombining</p> $30 + 40 = 70$ $5 + 7 = 12$ $70 + 12 = 82$ <p><math>35 + 47</math></p> 
<b>Stage 4:</b>	<p>Continue practicing previous skills. Count forwards and backwards from 0 in multiples of 6, 7, 9, 25 and 1000 using counting sticks, number lines, number squares, etc. Count up and down in tenths, hundredths</p>	<p>Bridging through 60 for time, i.e. 70 minutes = 1 hour and 10 minutes. Rounding any number to the nearest 10, 100 or 1000. Rounding numbers with one decimal place to nearest whole number. Explore inverse as a way to derive</p>	<p>As above. Use known facts and place value to derive new ones, i.e. 'If I know <math>8 + 3 = 11</math>, I also know <math>0.8 + 0.3 = 1.1</math> and <math>8/100 + 3/100 = 11/100</math>.' Sums and differences of pairs of multiples of 10, 100 or</p>	<p><b>Expanded horizontal method, leading to columnar addition:</b></p> <ul style="list-style-type: none"> <li>Written recording should follow teacher modelling around the size of numbers and place value using a variety of concrete materials, e.g. straws, Numicon, Dienes and place-value cards.</li> <li>Teachers model how numbers can be partitioned into tens and ones, as well as in different ways, e.g. <math>20 + 5</math> <math>10 + 15</math></li> <li>As children move towards using a columnar method, links continue to be made with earlier models and images, including the number line.</li> </ul>	<p>It is crucial that empty number lines are kept as well as using more formal written calculation methods.</p> <p>Counting on in tens and ones to solve an addition calculation:</p> <p><math>34 + 23 = 57</math></p>  <p>Counting on more efficiently:</p> <p><math>34 + 23 = 57</math></p> 

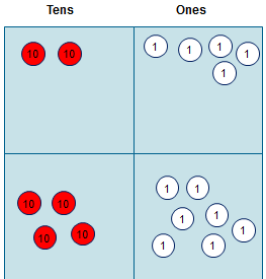

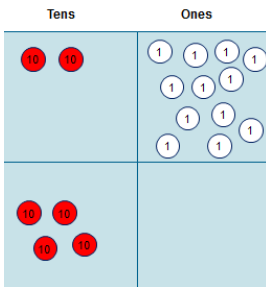
April 2020

	and simple fractions using models and images, i.e. Dienes equipment, counting stick, ITPs.	new facts and to check accuracy of answers.	1000. Addition doubles of numbers to 100. Pairs of fractions totalling 1.		
--	--	---	---	--	--

Illustration of how to use Dienes equipment to ensure children have an understanding of place value when using columnar addition.



<b>Stage 5:</b>	Count forwards and backwards in steps of 10 for any given number up to one million. Continue to count forwards and backwards in simple fractions. Count forward and	Use apparatus and knowledge of place value to add decimals, i.e. $3.8 + 2.5 = 5 + 1.3$ Reorder increasingly complex calculations, i.e. $1.7 + 2.8 + 0.3 = 1.7 + 0.3 + 2.8$ Compensating – i.e. $405 +$	Continue to practice previous stage and make links between known facts and addition pairs for fractions, percentages and decimals Doubles and halves of decimals,	<b>Expanded vertical method, leading to columnar addition:</b> <ul style="list-style-type: none"> <li>Teachers model a column method that records and explains partial mental methods.</li> <li>There remains an emphasis on the language of calculation, e.g. 'Forty plus seventy equals one-hundred and ten.'... 'Seven add six equals thirteen.' ...before recombining numbers. Teachers also model the language of: 'Four tens add seven tens total eleven tens or 110.'</li> <li>Teachers similarly advance to model the addition of two 3-digit</li> </ul>	Informal columnar: Adding the tens first: $\begin{array}{r} 47 \\ + 76 \\ \hline 110 \\ + 13 \\ \hline 123 \end{array}$ Adding the ones first: $\begin{array}{r} 47 \\ + 76 \\ \hline 13 \\ \hline 110 \\ + 13 \\ \hline 123 \end{array}$
-----------------	---	--	---	--	---

	backwards in appropriate decimals and percentages.	399 → add 400 and then subtract 1.	i.e. half of 5.6, double 3.4. Sums and differences of decimals, i.e. 6.5 + 2.7	numbers with the expectation that as children's knowledge of place value is secured, they become ready to approach a formal compact method.	
<b>Stage 6:</b>	Continue to practice previous skills. Count forwards and backwards in simple fractions, decimals and percentages.	Bridging through decimals, i.e. $0.8 + 0.35 = 0.8 + 0.2 + 0.15$ using empty number lines. Partitioning using near doubles, i.e. $2.5 + 2.6 = 5 + 0.1$ Reorder decimals, i.e. $4.7 + 5.6 - 0.7$ ...as... $4.7 - 0.7 + 5.6 = 4 + 5.6$ .	Ensure all children are confident recalling basic facts to 20 and deriving facts using place value. Make links between decimals, fractions and percentages.	<b>Columnar addition (formal written method):</b> <ul style="list-style-type: none"> <li>The concept of exchange is introduced through continued use of practical equipment (manipulatives).</li> <li>Teachers model: <ol style="list-style-type: none"> <li>"I have two tens and five ones, which need adding to four tens and seven ones."</li> <li>"I add five ones to seven ones, which gives me twelve ones."</li> <li>"I exchange ten of my twelve ones for a ten counter."</li> <li>"I add my three tens and four tens to make seven tens."</li> </ol>                     "Altogether, I have seven tens and two ones."                 </li> <li>Teachers similarly advance to model the addition of two 3-digit numbers, e.g.</li> </ul>	<b>Pupils to be encouraged to consider mental strategies first.</b> Formal columnar: $\begin{array}{r} 25 \\ +47 \\ \hline \end{array}$  $\begin{array}{r} 25 \\ +47 \\ \hline 2 \end{array}$   $\begin{array}{r} 25 \\ +47 \\ \hline 2 \end{array}$

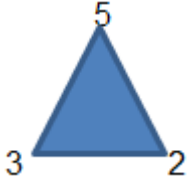

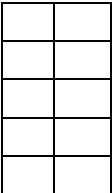



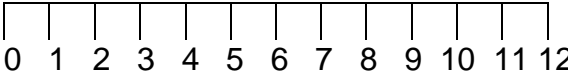
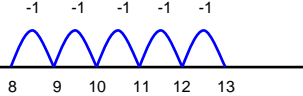
$$\begin{array}{r} 587 \\ + 475 \\ \hline 1062 \\ 11 \end{array}$$

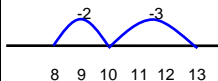

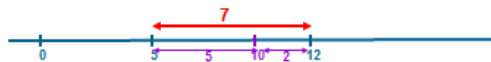
April 2020

					<div> <div> <div>1</div> <div>Tens</div> <div>Ones</div> </div> <div> </div> <div> <math display="block">\begin{array}{r} 25 \\ +47 \\ \hline 72 \end{array}</math> </div> <div> <div>1</div> <div>Tens</div> <div>Ones</div> </div> <div> </div> </div>
--	--	--	--	--	--

**Subtraction:**

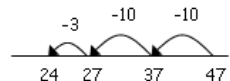
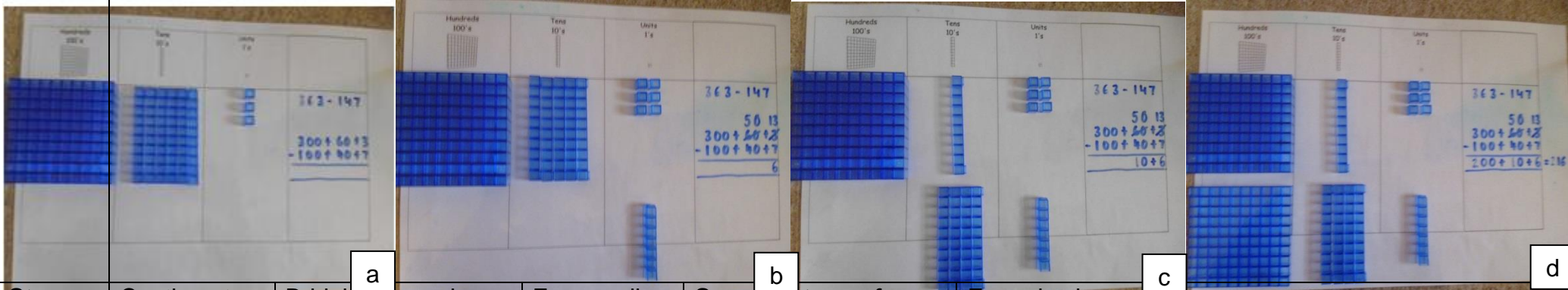
	Counting	Mental strategies	Rapid Recall	Written calculation and appropriate models and images to support conceptual understanding
--	----------	-------------------	--------------	---

<p><b>Stage 1:</b></p>	<p>Count in ones to and across 100, forwards and backwards starting from 0, 1 and other numbers. Count in multiples of two, five and ten.</p>	<p>Pupils use apparatus to explore addition as the inverse of subtraction:</p>   <p>'four add one is five.' 'five subtract four leaves one'</p>	<p>Rapid recall of subtraction facts for numbers up to 10. Use structured apparatus, i.e. Numicon, tens frames, abaci etc.</p> 	<p><b>Subtraction as taking away from a group:</b></p> <ul style="list-style-type: none"> <li>Children develop a mental picture of the number system for use with calculation. A range of key models and images support this, alongside practical equipment.</li> <li>Teachers model use of number tracks to count back or remove counters/objects from the number track or set. This is a precursor to use of a fully numbered number-line.</li> </ul>	 <p>5 - 2 = 3</p>  <p>'six take away two leaves four'</p>  <p>'one less than six is five'</p>
<p><b>Stage 2:</b></p>	<p>Continue practicing above skills. Count in steps of 2, 3 and 5, forwards and backwards to and from zero.</p>	<p>Bridging through two digit numbers, i.e. <math>24 - 19 = 19 + 1 + 4</math> using number lines. Subtracting 11 by subtracting 10 and then 1 more. Move to subtracting 9 by subtracting 10 and adding 1 using</p>	<p>Recall subtraction (and addition) facts for all numbers to 20.</p>	<p><b>Subtracting by counting back and on:</b></p> <ul style="list-style-type: none"> <li>Children begin to use numbered lines to support their own calculations, initially counting</li> </ul>	<p>Number line with all numbers labelled</p>  <p><math>13 - 5 = 8</math></p> 

	Count in tens from any number – link to coins in a piggy bank as well as a number square.	apparatus.		back in ones before beginning to work more efficiently.	$13 - 5 = 8$ 										
<b>Stage 3:</b>	Continue practicing above skills. Count from 0 in multiples of 4, 8, 50 and 100. Count on and back by 10 or 100 from any two digit number. Link to counting stick counting forwards and backwards flexibly. Count up and down in tenths – linking to visual image.	Partitioning by bridging through 10 and multiples of 10 when subtracting. Continue to practice adjusting when subtracting 11 or 9 from a number. Relating inverse number operations – use structured apparatus to explore and understand that subtraction undoes addition.	Connect subtractions from ten to subtractions from multiples of 10 totalling 100. <table border="1" data-bbox="784 721 896 914"><tr><td></td><td></td></tr><tr><td></td><td></td></tr><tr><td></td><td></td></tr><tr><td></td><td></td></tr><tr><td></td><td></td></tr></table> Use 10ps in tens frame. Subtract two digit numbers from 100 i.e. $? = 100 - 78$											<b>Finding the difference:</b> <ul style="list-style-type: none"><li>Teachers model how to find the difference when two numbers are relatively 'close together.'</li><li>Initially children compare two sets before moving on to a number line comparison.</li><li><b>Pupils are taught to choose whether to count on or back</b> depending on which is more efficient.</li></ul>	Comparing two sets: comparison or difference.  Finding the difference on a number line.  Note: Finding the difference is often the most efficient way of solving a subtraction problem, e.g. $61 - 59$ $2,003 - 1,997$
<b>Stage 4:</b>	Continue practicing of previous skills. Count	Bridging through 60 for time, i.e. 70 minutes = 1 hour and 10 minutes	As above. Use known facts and place value	<b>Subtracting TU – U and TU – TU:</b>	Use empty number lines to find the difference by bridging through multiples of ten.										

	forwards and backwards from 0 in multiples of 6, 7, 9, 25 and 1000 using counting sticks, number lines, number squares, etc. Count up and down in tenths, hundredths and simple fractions using models and images, i.e. Dienes equipment, counting stick, ITPs.	Rounding any number to the nearest 10, 100 or 1000. Rounding numbers with one decimal place to nearest whole number. Explore inverse as a way to derive new facts and to check accuracy of answers.	to derive new ones, i.e. 'If I know $11 - 3 = 8$ , I also know $1.1 - 0.3 = 0.8$ and $8/100 - 3/100 = 5/100$ .' Sums and differences of pairs of multiples of 10, 100 or 1000. Subtraction of fractions totalling 1, i.e. $1 - 0.3 = 0.7$		$74 - 27 = 47$ <p>Subtract by starting with the first number and partitioning the second, i.e.</p> $74 - 27$ $74 - 20 = 54$ $54 - 4 = 50$ $50 - 3 = 47$
<b>Stage 5:</b>	Count forwards and backwards in steps of powers of 10 for any given number up to one million. Continue to count forwards and	Use apparatus and knowledge of place value to subtract decimals, i.e. $3.8 - 2.5 = 1.3$ Reorder increasingly complex calculations, i.e. $1.7 - 5 - 0.7 = 1.7 - 0.7 - 5$ . Compensating – i.e.	Continue to practice previous stage and make links between known facts and addition pairs for fractions, percentages	<b>First stage of column method, including expanded method:</b> <ul style="list-style-type: none"> <li>Written recording should follow teacher modelling around the size of numbers and place value</li> </ul>	<p>Children should continue to use empty number lines and use more formal written methods when numbers become too big or complex.</p> <p>Counting back in tens and ones to solve an addition calculation:</p> $47 - 23 = 24$

April 2020

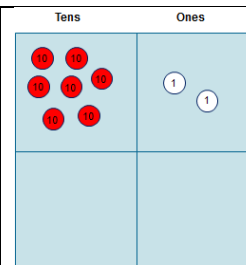
	backwards in simple fractions. Count forward and backwards in appropriate decimals and percentages.	405 - 399 → subtract 400 and then add 1.	and decimals. Doubles and halves of decimals, i.e. half of 5.6, double 3.4. Sums and differences of decimals, i.e. 6.5 + 2.7	using a variety of concrete materials, e.g. straws, Numicon, Dienes and place-value cards.	Counting back more efficiently: $47 - 23 = 24$ 
	<p>363 - 147 = 216</p> <p>50 13</p> <p><del>300</del> + 60 + 3</p> <p>100 + 40 + 7</p> <p>200 + 10 + 6 = 216</p> <p>Illustration of how to use Dienes equipment to ensure children understand transference of numbers when using columnar subtraction.</p>				
					
<b>Stage 6:</b>	Continue to practice previous skills. Count forwards and backwards in simple	Bridging through decimals, i.e. 1.5 - 0.8 = 1.5 - 0.5 then - 0.3 using empty number line.	Ensure all children are confident recalling basic facts to 20 and deriving using place	<b>Second stage of column method:</b> <ul style="list-style-type: none"> <li>The concept of exchange is introduced through continued use of practical</li> </ul>	Formal columnar. $\begin{array}{r} 72 \\ - 47 \\ \hline \end{array}$

fractions,  
decimals and  
percentages.

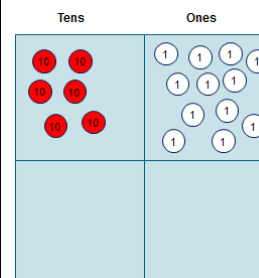
value. Make  
links  
between  
decimals,  
fractions and  
percentages.

equipment  
(manipulatives).

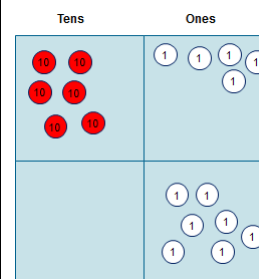
- Teachers model:
  1. "I have seven tens and two ones. I need to subtract four tens and seven ones."
  2. "At the moment, I cannot subtract seven ones from two ones, so I need to transfer one ten to become ten ones."
  3. "Now I can take away seven ones from twelve ones, so that I have five ones left."
  4. "I can now subtract four tens from six tens, which leaves me with two



$$\begin{array}{r} \overset{6}{\cancel{7}}\overset{1}{2} \\ - 47 \\ \hline \end{array}$$



$$\begin{array}{r} \overset{6}{\cancel{7}}\overset{1}{2} \\ - 47 \\ \hline 5 \end{array}$$










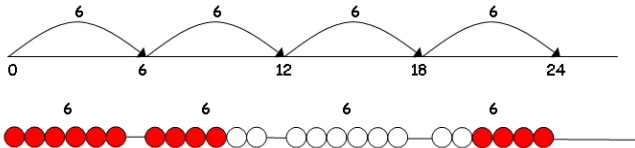
$$\begin{array}{r} \overset{6}{\cancel{7}}\overset{1}{2} \\ - 47 \\ \hline 25 \end{array}$$


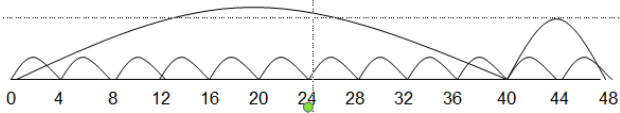
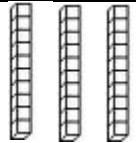

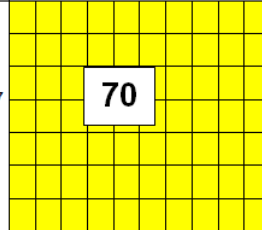









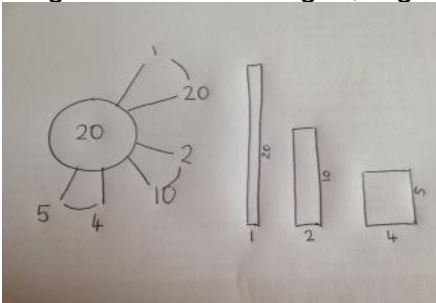
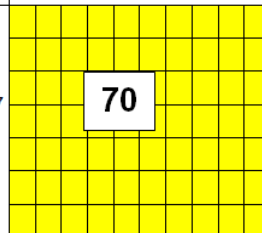





April 2020

				<p>tens.”</p> <p>5. “I recombine two tens and five ones to understand that I am left with twenty-five.”</p> <ul style="list-style-type: none"> <li>Teachers similarly advance to model the subtraction of one 3-digit number from another, e.g.</li> </ul> $  \begin{array}{r}  51 \\  563 \\  \underline{246} \\  317  \end{array}  $	
--	--	--	--	--	--

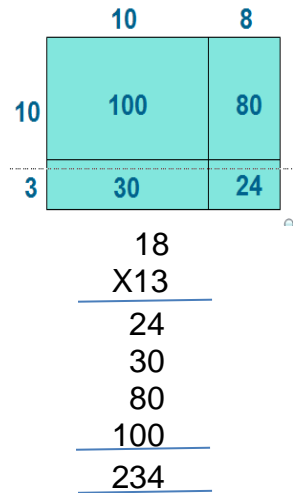
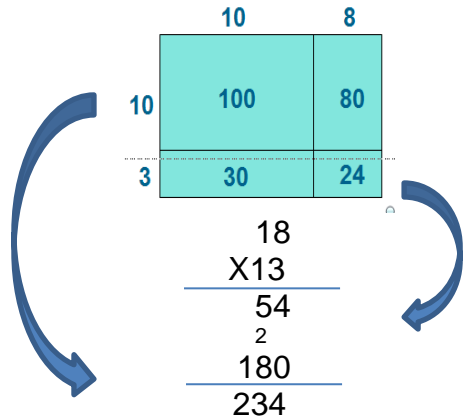
**Multiplication:**

<div><div><div>Knowing multiplication and division facts to 12 X 12</div><div></div></div><div><div>Multiplying and dividing by multiples of 10</div><div><table><tr><th>thousands</th><th>hundreds</th><th>tens</th><th>ones</th></tr><tr><td></td><td></td><td></td><td></td></tr></table><div><div>123456789</div><div>0.1 0.2 0.3 0.4 0.5 0.6 0.7 0.8 0.9</div><div>0.01 0.02 0.03 0.04 0.05 0.06 0.07 0.08 0.09</div><div>0.001 0.002 0.003 0.004 0.005 0.006 0.007 0.008 0.009</div></div></div></div><div><div>Doubling and halving</div><div></div></div><div><div>Multiplying and dividing by single-digit numbers and multiplying by two-digit numbers</div><div><table><tr><td></td><td></td><td></td><td></td><td></td><td></td><td></td><td></td><td></td><td></td><td></td><td></td><td></td><td></td><td></td><td></td><td></td><td></td><td></td><td></td><td></td><td></td><td></td><td></td><td></td><td></td><td></td><td></td><td></td><td></td><td></td><td></td><td></td><td></td><td></td><td></td><td></td><td></td><td></td><td></td><td></td><td></td><td></td><td></td><td></td><td></td><td></td><td></td><td></td><td></td><td></td><td></td><td></td><td></td><td></td><td></td><td></td><td></td><td></td><td></td><td></td><td></td><td></td><td></td><td></td><td></td><td></td><td></td><td></td><td></td><td></td><td></td><td></td><td></td><td></td><td></td><td></td><td></td><td></td><td></td><td></td><td></td><td></td><td></td><td></td><td></td><td></td><td></td><td></td><td></td><td></td><td></td><td></td><td></td><td></td><td></td><td></td><td></td><td></td><td></td><td></td><td></td><td></td><td></td><td></td><td></td><td></td><td></td><td></td><td></td><td></td><td></td><td></td><td></td><td></td><td></td><td></td><td></td><td></td><td></td><td></td><td></td><td></td><td></td><td></td><td></td><td></td><td></td><td></td><td></td><td></td><td></td><td></td><td></td><td></td><td></td><td></td><td></td><td></td><td></td><td></td><td></td><td></td><td></td><td></td><td></td><td></td><td></td><td></td><td></td><td></td><td></td><td></td><td></td><td></td><td></td><td></td><td></td><td></td><td></td><td></td><td></td><td></td><td></td><td></td><td></td><td></td><td></td><td></td><td></td><td></td><td></td><td></td><td></td><td></td><td></td><td></td><td></td><td></td><td></td><td></td><td></td><td></td><td></td><td></td><td></td><td></td><td></td><td></td><td></td><td></td><td></td><td></td><td></td><td></td><td></td><td></td><td></td><td></td><td></td><td></td><td></td><td></td><td></td><td></td><td></td><td></td><td></td><td></td><td></td><td></td><td></td><td></td><td></td><td></td><td></td><td></td><td></td><td></td><td></td><td></td><td></td><td></td><td></td><td></td><td></td><td></td><td></td><td></td><td></td><td></td><td></td><td></td><td></td><td></td><td></td><td></td><td></td><td></td><td></td><td></td><td></td><td></td><td></td><td></td><td></td><td></td><td></td><td></td><td></td><td></td><td></td><td></td><td></td><td></td><td></td><td></td><td></td><td></td><td></td><td></td><td></td><td></td><td></td><td></td><td></td><td></td><td></td><td></td><td></td><td></td><td></td><td></td><td></td><td></td><td></td><td></td><td></td><td></td><td></td><td></td><td></td><td></td><td></td><td></td><td></td><td></td><td></td><td></td><td></td><td></td><td></td><td></td><td></td><td></td><td></td><td></td><td></td><td></td><td></td><td></td><td></td><td></td><td></td><td></td><td></td><td></td><td></td><td></td><td></td><td></td><td></td><td></td><td></td><td></td><td></td><td></td><td></td><td></td><td></td><td></td><td></td><td></td><td></td><td></td><td></td><td></td><td></td><td></td><td></td><td></td><td></td><td></td><td></td><td></td><td></td><td></td><td></td><td></td><td></td><td></td><td></td><td></td><td></td><td></td><td></td><td></td><td></td><td></td><td></td><td></td><td></td><td></td><td></td><td></td><td></td><td></td><td></td><td></td><td></td><td></td><td></td><td></td><td></td><td></td><td></td><td></td><td></td><td></td><td></td><td></td><td></td><td></td><td></td><td></td><td></td><td></td><td></td><td></td><td></td><td></td><td></td><td></td><td></td><td></td><td></td><td></td><td></td><td></td><td></td><td></td><td></td><td></td><td></td><td></td><td></td><td></td><td></td><td></td><td></td><td></td><td></td><td></td><td></td><td></td><td></td><td></td><td></td><td></td><td></td><td></td><td></td><td></td><td></td><td></td><td></td><td></td><td></td><td></td><td></td><td></td><td></td><td></td><td></td><td></td><td></td><td></td><td></td><td></td><td></td><td></td><td></td><td></td><td></td><td></td><td></td><td></td><td></td><td></td><td></td><td></td><td></td><td></td><td></td><td></td><td></td><td></td><td></td><td></td><td></td><td></td><td></td><td></td><td></td><td></td><td></td><td></td><td></td><td></td><td></td><td></td><td></td><td></td><td></td><td></td><td></td><td></td><td></td><td></td><td></td><td></td><td></td><td></td><td></td><td></td><td></td><td></td><td></td><td></td><td></td><td></td><td></td><td></td><td></td><td></td><td></td><td></td><td></td><td></td><td></td><td></td><td></td><td></td><td></td><td></td><td></td><td></td><td></td><td></td><td></td><td></td><td></td><td></td><td></td><td></td><td></td><td></td><td></td><td></td><td></td><td></td><td></td><td></td><td></td><td></td><td></td><td></td><td></td><td></td><td></td><td></td><td></td><td></td><td></td><td></td><td></td><td></td><td></td><td></td><td></td><td></td><td></td><td></td><td></td><td></td><td></td><td></td><td></td><td></td><td></td><td></td><td></td><td></td><td></td><td></td><td></td><td></td><td></td><td></td><td></td><td></td><td></td><td></td><td></td><td></td><td></td><td></td><td></td><td></td><td></td><td></td><td></td><td></td><td></td><td></td><td></td><td></td><td></td><td></td><td></td><td></td><td></td><td></td><td></td><td></td><td></td><td></td><td></td><td></td><td></td><td></td><td></td><td></td><td></td><td></td><td></td><td></td><td></td><td></td><td></td><td></td><td></td><td></td><td></td><td></td><td></td><td></td><td></td><td></td><td></td><td></td><td></td><td></td><td></td><td></td><td></td><td></td><td></td><td></td><td></td><td></td><td></td><td></td><td></td><td></td><td></td><td></td><td></td><td></td><td></td><td></td><td></td><td></td><td></td><td></td><td></td><td></td><td></td><td></td><td></td><td></td><td></td><td></td><td></td><td></td><td></td><td></td><td></td><td></td><td></td><td></td><td></td><td></td><td></td><td></td><td></td><td></td><td></td><td></td><td></td><td></td><td></td><td></td><td></td><td></td><td></td><td></td><td></td><td></td><td></td><td></td><td></td><td></td><td></td><td></td><td></td><td></td><td></td><td></td><td></td><td></td><td></td><td></td><td></td><td></td><td></td><td></td><td></td><td></td><td></td><td></td><td></td><td></td><td></td><td></td><td></td><td></td><td></td><td></td><td></td><td></td><td></td><td></td><td></td><td></td><td></td><td></td><td></td><td></td><td></td><td></td><td></td><td></td><td></td><td></td><td></td><td></td><td></td><td></td><td></td><td></td><td></td><td></td><td></td><td></td><td></td><td></td><td></td><td></td><td></td><td></td><td></td><td></td><td></td><td></td><td></td><td></td><td></td><td></td><td></td><td></td><td></td><td></td><td></td><td></td><td></td><td></td><td></td><td></td><td></td><td></td><td></td><td></td><td></td><td></td><td></td><td></td><td></td><td></td><td></td><td></td><td></td><td></td><td></td><td></td><td></td><td></td><td></td><td></td><td></td><td></td><td></td><td></td><td></td><td></td><td></td><td></td><td></td><td></td><td></td><td></td><td></td><td></td><td></td><td></td><td></td><td></td><td></td><td></td><td></td><td></td><td></td><td></td><td></td><td></td><td></td><td></td><td></td><td></td><td></td><td></td><td></td><td></td><td></td><td></td><td></td><td></td><td></td><td></td><td></td><td></td><td></td><td></td><td></td><td></td><td></td><td></td><td></td><td></td><td></td><td></td><td></td><td></td><td></td><td></td><td></td><td></td><td></td><td></td><td></td><td></td><td></td><td></td><td></td><td></td><td></td><td></td><td></td><td></td><td></td><td></td><td></td><td></td><td></td><td></td><td></td><td></td><td></td><td></td><td></td><td></td><td></td><td></td><td></td><td></td><td></td><td></td><td></td><td></td><td></td><td></td><td></td><td></td><td></td><td></td><td></td><td></td><td></td><td></td><td></td><td></td><td></td><td></td><td></td><td></td><td></td><td></td><td></td><td></td><td></td><td></td><td></td><td></td><td></td><td></td><td></td><td></td><td></td><td></td><td></td><td></td><td></td><td></td><td></td><td></td><td></td><td></td><td></td><td></td><td></td><td></td><td></td><td></td><td></td><td></td><td></td><td></td><td></td><td></td><td></td><td></td><td></td><td></td><td></td><td></td><td></td><td></td><td></td><td></td><td></td><td></td><td></td><td></td><td></td><td></td><td></td><td></td><td></td><td></td><td></td><td></td><td></td><td></td><td></td><td></td><td></td><td></td><td></td><td></td><td></td><td></td><td></td><td></td><td></td><td></td><td></td><td></td><td></td><td></td><td></td><td></td><td></td><td></td><td></td><td></td><td></td><td></td><td></td><td></td><td></td><td></td><td></td><td></td><td></td><td></td><td></td><td></td><td></td><td></td><td></td><td></td><td></td><td></td><td></td><td></td><td></td><td></td><td></td><td></td><td></td><td></td><td></td><td></td><td></td><td></td><td></td><td></td><td></td><td></td><td></td><td></td><td></td><td></td><td></td><td></td><td></td><td></td><td></td><td></td><td></td><td></td><td></td><td></td><td></td><td></td><td></td><td></td><td></td><td></td><td></td><td></td><td></td><td></td><td></td><td></td><td></td><td></td><td></td><td></td><td></td><td></td><td></td><td></td><td></td><td></td><td></td><td></td><td></td><td></td><td></td><td></td><td></td><td></td><td></td><td></td><td></td><td></td><td></td><td></td><td></td><td></td><td></td><td></td><td></td><td></td><td></td><td></td><td></td><td></td><td></td><td></td><td></td><td></td><td></td><td></td><td></td><td></td><td></td><td></td><td></td><td></td><td></td><td></td><td></td><td></td><td></td><td></td><td></td><td></td><td></td><td></td><td></td><td></td><td></td><td></td><td></td><td></td><td></td><td></td><td></td><td></td><td></td><td></td><td></td><td></td><td></td><td></td><td></td><td></td><td></td><td></td><td></td><td></td><td></td><td></td><td></td><td></td><td></td><td></td><td></td><td></td><td></td><td></td><td></td><td></td><td></td><td></td><td></td><td></td><td></td><td></td><td></td><td></td><td></td><td></td><td></td><td></td><td></td><td></td><td></td><td></td><td></td><td></td><td></td><td></td><td></td><td></td><td></td><td></td><td></td><td></td><td></td><td></td><td></td><td></td><td></td><td></td><td></td><td></td><td></td><td></td><td></td><td></td><td></td><td></td><td></td><td></td><td></td><td></td><td></td><td></td><td></td><td></td><td></td><td></td><td></td><td></td><td></td><td></td><td></td><td></td><td></td><td></td><td></td><td></td><td></td><td></td><td></td><td></td><td></td><td></td><td></td><td></td><td></td><td></td><td></td><td></td><td></td><td></td><td></td><td></td><td></td><td></td><td></td><td></td><td></td><td></td><td></td><td></td><td></td><td></td><td></td><td></td><td></td><td></td><td></td><td></td><td></td><td></td><td></td><td></td><td></td><td></td><td></td><td></td><td></td><td></td><td></td><td></td><td></td><td></td><td></td><td></td><td></td><td></td><td></td><td></td><td></td><td></td><td></td><td></td><td></td><td></td><td></td><td></td><td></td><td></td><td></td><td></td><td></td><td></td><td></td><td></td><td></td><td></td><td></td><td></td><td></td><td></td><td></td><td></td><td></td><td></td><td></td><td></td><td></td><td></td><td></td><td></td><td></td><td></td><td></td><td></td><td></td><td></td><td></td><td></td><td></td><td></td><td></td><td></td><td></td><td></td><td></td><td></td><td></td><td></td><td></td><td></td><td></td><td></td><td></td><td></td><td></td><td></td><td></td><td></td><td></td><td></td><td></td><td></td><td></td><td></td><td></td><td></td><td></td><td></td><td></td><td></td><td></td><td></td><td></td><td></td><td></td><td></td><td></td><td></td><td></td><td></td><td></td><td></td><td></td><td></td><td></td><td></td><td></td><td></td><td></td><td></td><td></td><td></td><td></td><td></td><td></td><td></td><td></td><td></td><td></td><td></td><td></td><td></td><td></td><td></td><td></td><td></td><td></td><td></td><td></td><td></td><td></td><td></td><td></td><td></td><td></td><td></td><td></td><td></td><td></td><td></td></tr></table></div></div></div>					thousands	hundreds	tens	ones																																																																																																																																																																																																																																																																																																																																																																																																																																																																																																																																																																																																																																																																																																																																																																																																																																																																																																																																																																																																																																																																																																																																																																																																																																																																																																																																																																																					
thousands	hundreds	tens	ones																																																																																																																																																																																																																																																																																																																																																																																																																																																																																																																																																																																																																																																																																																																																																																																																																																																																																																																																																																																																																																																																																																																																																																																																																																																																																																																																																																																										

			<p>apparatus.</p> 		
<p><b>Stage 2:</b></p>	<p>Count forwards and backwards in 2s, 3s, 5s and 10s from zero.</p>	<p>Begin to understand and use inverse number operations:</p> <div style="text-align: center;"> <p>10</p>  <p>2      5</p> </div> <p>Stories are used alongside a triad to help children understand links between number operations, e.g. "There are five pencils in two packs, which means that there are ten pencils altogether."</p>	<p>Derive/recall doubles up to ten and derive/recall halves up to twenty.</p> <p>Recall odd and even numbers to 20 in reference to structured apparatus.</p> <p>Recall &amp; use multiplication facts for the 2X, 5X and 10X-tables.</p>	<p><b>Understanding multiplication as repeated addition:</b></p> <ul style="list-style-type: none"> <li>Investigate multiplication as repeated addition, so that the law of cummutativity is understood.</li> <li>Whilst arrays are also modelled explicitly at this stage, it is important to note that they will continue to be a key model at later stages, alongside more formal methods of calculation.</li> </ul>	<p>Arrays:</p> <div style="display: flex; align-items: center; justify-content: space-around;"> <div style="text-align: center;"> <p>5 X 3</p>  </div> <p>and</p> <div style="text-align: center;"> <p>3 X 5</p>  </div> </div> <p>Number lines:</p> <p>6 X 4 = 24</p>  <p>So: 'Six taken four times'</p>
<p><b>Stage 3:</b></p>	<p>Counting forwards and backwards</p>	<p>Use doubling to make connections between the 2X, 4X and 8X-tables.</p>	<p>Recall odd and even numbers to 100 in</p>	<p><b>Relate multiplying a 2-digit by 1-digit number using repeated addition</b></p>	<p>Children use an empty number line to chunk efficiently:</p> <p>4 X 12 = 48</p> <div style="display: flex; justify-content: space-between; margin-top: 10px;"> <p>4 X 10 = 40</p> <p>4 X 2 = 8</p> </div>


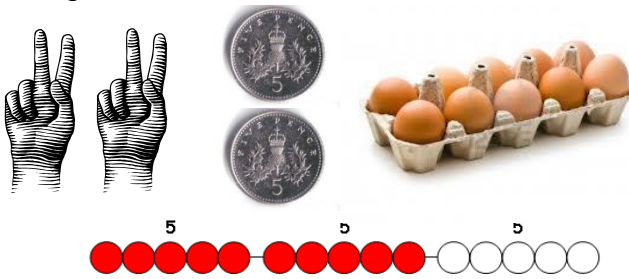
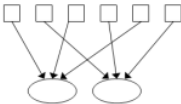

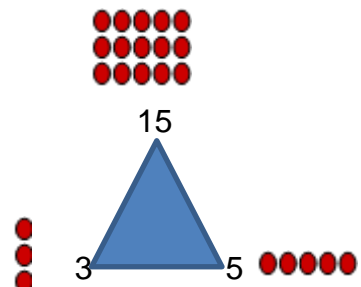
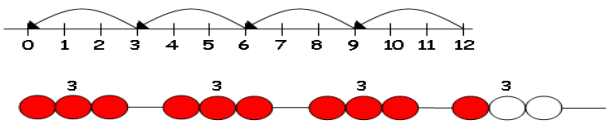
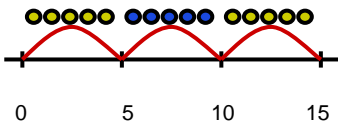
	<p>in 2s, 3s, 4s, 5s, 8s and 10s from zero.</p> <p>Count up and down in tenths.</p>	<p>Understand that multiplication can be undertaken by partitioning numbers, e.g. <math>12 \times 4 = 10 \times 4 + 2 \times 4</math></p> <p>Introduce the structure of scaling: e.g. Find a ribbon that is 4 times as long as the blue ribbon</p> <div></div>	<p>reference to structured apparatus.</p> <p>Recall and use multiplication facts for the 2X, 3X, 4X, 5X, 8X and 10X tables.</p>	<p>and arrays to represent:</p>	<div></div> <p><math>3 \times 13 = 39</math></p> <table><tr><th>X</th><th>10</th><th>3</th></tr><tr><td>3</td><td></td><td></td></tr></table> <p><math>7 \times 13 = 91</math></p> <table><tr><th>X</th><th>10</th><th>3</th></tr><tr><td>7</td><td></td><td></td></tr></table>	X	10	3	3			X	10	3	7		
X	10	3															
3																	
X	10	3															
7																	
<p><b>Stage 4:</b></p>	<p>Counting forwards and backwards in 2s, 3s, 4s, 5s, 7s, 8s, 10s, 25s and 1000s from zero.</p> <p>Count up and down in tenths and hundredths.</p>	<p>Derive factor pairs of numbers using models and images, e.g.</p> <div></div> <p>Know what happens when a number is multiplied by zero or one.</p> <p>Use reordering to multiply three numbers.</p>	<p>Recall &amp; use multiplication facts for all times-tables up to <math>12 \times 12</math>.</p>	<p><b>Relate multiplying a 3/2-digit by 1-digit number with arrays towards using long/short multiplication:</b></p>	<p>Relate multiplying a 3/2-digit by 1-digit number, now also setting it out as short multiplication.</p> <table><tr><th>X</th><th>10</th><th>3</th></tr><tr><td>7</td><td></td><td></td></tr></table> <p><math>7 \times 13 = 91</math></p> <p><math>7 \times 10 = 70</math></p> <p><math>7 \times 3 = 21</math></p> <hr/> <p><math>\quad = 91</math></p>	X	10	3	7								
X	10	3															
7																	

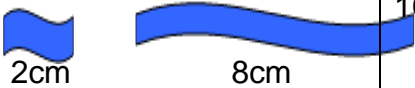
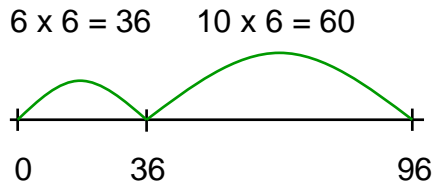
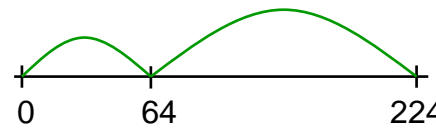
April 2020

					At this stage, the <b>non-statutory</b> guidance in the national curriculum suggests teaching short multiplication; however, the team feel that an expanded form of calculation (as set out above) is be a better lead into long/short multiplication.
<b>Stage 5:</b>	Counting forwards and backwards in 2s, 3s, 4s, 5s, 6s, 7s, 8s, 9s, 10s, 25s and 1000s from zero.	Identify multiples and factors, including finding all factor pairs of a number, and common factors of two numbers.	Recall & use multiplication facts for all times-tables up to 12 X 12.	<b>Relate multiplying a 4/3/2-digit by 1/2-digit number with grid to using long multiplication:</b>	
<b>Stage 6:</b>	Consolidate all previous counting, including forwards and backwards in fractions.	Perform mental calculations, including with mixed numbers and operations.	Recall & use multiplication facts for all times-tables up to 12 X 12. In addition, use facts confidently to make larger calculations.	<b>Relate multiplying a 4/3/2-digit by 1/2-digit number with grid to using short multiplication:</b>	

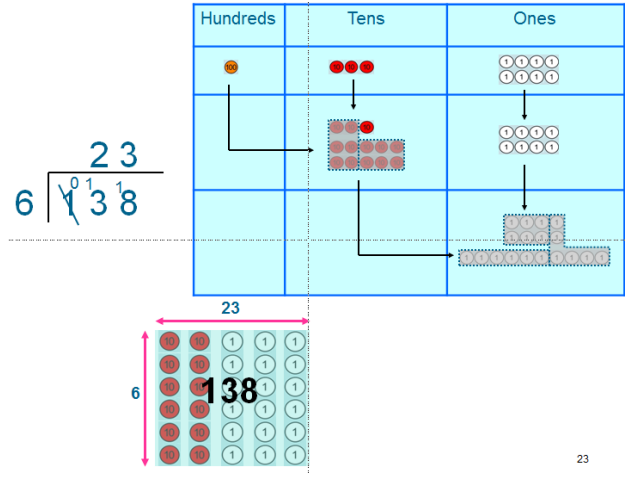
### Division:

	Counting	Mental strategies	Rapid recall	Written calculation and appropriate models and images to support conceptual understanding	
<b>Stage</b>	Count	Doubling up to six and then	Derive/recall	<b>Developing early</b>	Use objects, pictorial representations and arrays to

<p><b>1:</b></p>	<p>forwards and backwards in 2s, 5s and 10s</p>	<p>ten whilst using related models and images.</p>	<p>doubles up to five and derive/recall halves up to ten.</p> <p>Recall odd and even numbers to 10 in reference to structured apparatus.</p> 	<p><b>conceptual understanding of division as grouping and sharing:</b></p>	<p>show the concept of division as grouping and sharing.</p>  <p>“Two children share six pencils between them”</p>  <p>“Six children are asked to get into three equal groups”</p> 
<p><b>Stage 2:</b></p>	<p>Count forwards and backwards in 2s, 3s, 5s and 10s from zero.</p>	<p>Begin to understand and use inverse number operations.</p>  <p>Stories are used alongside a triad to help children understand links between number operations, e.g. “15 children are asked to get into three groups and find</p>	<p>Derive/recall doubles up to ten and derive/recall halves up to twenty.</p> <p>Recall odd and even numbers to 20 in reference to structured apparatus.</p> <p>Recall and use</p>	<p><b>Understanding division as repeated subtraction:</b></p> <ul style="list-style-type: none"> <li>Investigate division as repeated subtraction.</li> <li>Through teacher modelling, children need to know that division is not commutative.</li> </ul>	<p>Number lines and arrays:</p> <p><math>12 \div 3 = 4</math></p>  <p><math>15 \div 5 = 3</math></p> 

		out that there are five people in each group.”	multiplication facts for the 2X, 5X and 10X-tables.		
<b>Stage 3:</b>	Counting forwards and backwards in 2s, 3s, 4s, 5s, 8s and 10s from zero.	<p>Use doubling to make connections between the 2X, 4X and 8X-tables.</p> <p>Understand that multiplication can be undertaken by partitioning numbers, e.g. <math>12 \times 4 = 10 \times 4 + 2 \times 4</math></p> <p>Introduce the structure of scaling: e.g. Find a ribbon that is 4 times as long as the blue ribbon.</p> 	<p>Recall odd and even numbers to 100 in reference to structured apparatus.</p> <p>Recall &amp; use multiplication facts for the 2X, 3X, 4X, 5X, 8X and 10X tables.</p>	<p><b>Dividing a 2-digit by 1-digit number, representing this efficiently on a number line:</b></p>	<p>Children use an empty number line to chunk efficiently.</p> <p><math>96 \div 6 = 16</math></p> 
<b>Stage 4:</b>	Counting forwards and backwards in 2s, 3s, 4s, 5s, 7s, 8s, 10s, 25s and 1000s from zero.	<p>Derive factor pairs of numbers using models and images.</p> <p>Know what happens when a number is multiplied by zero or one.</p> <p>Use reordering to multiply three numbers.</p>	Recall & use multiplication facts for all times-tables up to $12 \times 12$ .	<p><b>Dividing a 3/2-digit by 1-digit number, representing this efficiently on a number line, also in relation to long division:</b></p> <ul style="list-style-type: none"> <li>At this stage, no remainders are present unless in a practical context.</li> </ul>	<p>Children use an empty number line to chunk efficiently.</p> <p><math>224 \div 8 = 28</math></p> <p><math>8 \times 8 = 64</math>    <math>20 \times 8 = 160</math></p>  <div style="display: flex; justify-content: space-around; align-items: flex-end;"> <div style="text-align: left;"> <math display="block">\begin{array}{r} 28 \\ 8 \overline{) 224} \\ - 160 \quad (8 \times 20) \\ \hline 64 \\ - 64 \quad (8 \times 8) \\ \hline 0 \end{array}</math> </div> <div style="text-align: center;">...or...</div> <div style="text-align: right;"> <math display="block">\begin{array}{r} 28 \\ 8 \overline{) 224} \\ 20 \times 8 = 160 \\ \hline 64 \\ 8 \times 8 = 64 \\ \hline 0 \end{array}</math> </div> </div>

<b>Stage 5:</b>	Counting forwards and backwards in 2s, 3s, 4s, 5s, 6s, 7s, 8s, 9s, 10s, 25s and 1000s from zero.	Identify multiples and factors, including finding all factor pairs of a number, and common factors of two numbers.	Recall & use multiplication facts for all times-tables up to 12 X 12.	<b>Dividing a 4/3/2-digit by 1-digit number, in relation to long division:</b> <ul style="list-style-type: none"> <li>By this stage, there is a statutory requirement that children can use a formal written calculation method, such as long division.</li> <li>Short division may begin to be taught alongside long division, but still with use of visual representations</li> </ul>	<p>As schools have autonomy to decide children's progression in learning between long and short division in Years 5 and 6, the maths team suggest beginning with long division.</p> <p>Remainders should be interpreted in the following ways when long division is used:</p> <ul style="list-style-type: none"> <li>as whole numbers</li> <li>as fractions</li> <li>through rounding in an appropriate way to the context</li> </ul> <p>Long division:  <math>415 \div 9 = 46 \text{ and } 1/9</math></p> <pre>       46 and 1/9   9   415     - 360 (9 X 40)       55     - 54 (9 X 6)       1           </pre>
<b>Stage 6:</b>	Consolidate all previous counting, including forwards and backwards in fractions.	Perform mental calculations, including with mixed numbers and different number operations.	Recall & use multiplication facts for all times-tables up to 12 X 12. In addition, use facts confidently to make larger calculations.	<b>Dividing a 4/3/2-digit by 2/1-digit number, in relation to long and then short division:</b> <ul style="list-style-type: none"> <li>By this stage, there is a statutory requirement that children can use formal written calculation</li> </ul>	<p>As schools have autonomy to decide children's progression in learning between long and short division in Years 5 and 6, the maths team suggest moving from long division to short division.</p> <p>Remainders should be interpreted in the following way when short division is used:</p> <ul style="list-style-type: none"> <li>through rounding in an appropriate way to the context</li> </ul> <p>Long division:  <math>432 \div 15 = 28 \frac{4}{5}</math></p>

				<p>methods, including long and short division.</p> <ul style="list-style-type: none"> <li>Use of visual representations – like the ones opposite – remain important.</li> </ul>	<div style="text-align: right;"> <math display="block">\begin{array}{r} 28 \\ 15 \overline{) 432} \\ \underline{300} \phantom{0} \\ 132 \\ \underline{120} \\ 12 \end{array}</math> <math display="block">\frac{12}{15} = \frac{4}{5}</math> <p>Answer: <math>28 \frac{4}{5}</math></p> <p>Short division:  <math>138 \div 6 = 23</math></p>  </div>
--	--	--	--	---	--

**October 2015 – additional notes:**

Examples of suggested formal written methods to be used by end of Key Stage 2

Taken from the appendix of the National Curriculum 2014.

April 2020

Please note that this not an exhaustive list.

### Addition and subtraction

789 + 642 becomes

$$\begin{array}{r} 789 \\ + 642 \\ \hline 1431 \\ \hline 1 \quad 1 \end{array}$$

Answer: 1431

874 - 523 becomes

$$\begin{array}{r} 874 \\ - 523 \\ \hline 351 \end{array}$$

Answer: 351

932 - 457 becomes

$$\begin{array}{r} 8 \quad 12 \quad 1 \\ 932 \\ - 457 \\ \hline 475 \end{array}$$

Answer: 475

932 - 457 becomes

$$\begin{array}{r} 1 \quad 1 \\ 932 \\ - 457 \\ \hline 475 \end{array}$$

Answer: 475

### Short multiplication

24 × 6 becomes

$$\begin{array}{r} 24 \\ \times 6 \\ \hline 144 \\ \hline 2 \end{array}$$

Answer: 144

342 × 7 becomes

$$\begin{array}{r} 342 \\ \times 7 \\ \hline 2394 \\ \hline 2 \quad 1 \end{array}$$

Answer: 2394

2741 × 6 becomes

$$\begin{array}{r} 2741 \\ \times 6 \\ \hline 16446 \\ \hline 4 \quad 2 \end{array}$$

Answer: 16 446

### Long multiplication

24 × 16 becomes

$$\begin{array}{r} 2 \\ 24 \\ \times 16 \\ \hline 240 \\ 144 \\ \hline 384 \end{array}$$

Answer: 384

124 × 26 becomes

$$\begin{array}{r} 1 \quad 2 \\ 124 \\ \times 26 \\ \hline 2480 \\ 744 \\ \hline 3224 \\ \hline 1 \quad 1 \end{array}$$

Answer: 3224

124 × 26 becomes

$$\begin{array}{r} 1 \quad 2 \\ 124 \\ \times 26 \\ \hline 744 \\ 2480 \\ \hline 3224 \\ \hline 1 \quad 1 \end{array}$$

Answer: 3224

April 2020

### Long division

$432 \div 15$  becomes

$$\begin{array}{r} 28 \text{ r } 12 \\ 15 \overline{) 432} \\ \underline{30 \phantom{0}} \\ 132 \\ \underline{120} \\ 12 \end{array}$$

Answer: 28 remainder 12

$432 \div 15$  becomes

$$\begin{array}{r} 28 \\ 15 \overline{) 432} \\ \underline{30 \phantom{0}} \quad 15 \times 20 \\ 132 \\ \underline{120} \quad 15 \times 8 \\ 12 \end{array}$$

$$\frac{12}{15} = \frac{4}{5}$$

Answer:  $28 \frac{4}{5}$

$432 \div 15$  becomes

$$\begin{array}{r} 28.8 \\ 15 \overline{) 432.0} \\ \underline{30 \phantom{0}} \downarrow \\ 132 \\ \underline{120} \downarrow \\ 120 \\ \underline{120} \\ 0 \end{array}$$

Answer: 28.8

The sample Key Stage 2 mathematics test mark scheme (September 2015) suggests that children who get the answer correct will gain maximum points. If children get the answer wrong but show a suggested written method with an arithmetical error, they will gain one point.

For example:

April 2020

Award **TWO** marks for the correct answer of 232

If the answer is incorrect, award **ONE** mark for the formal methods of division which contains no more than **ONE** arithmetical error, e.g.

- long division algorithm

wrong answer

$$\begin{array}{r} 13 \overline{) 3016} \\ \underline{26} \phantom{00} \\ 41 \phantom{00} \\ - 39 \phantom{00} \\ \underline{26} \phantom{00} \\ - 26 \phantom{00} \\ \underline{0} \phantom{00} \end{array}$$

- short division algorithm

wrong answer

$$13 \overline{) 30^4 1^2 6}$$